



South Lake District Infographic Pasadena, CA



INCOME



\$74,962

Median Household
Income



\$56,242

Per Capita Income



\$34,525

Median Net Worth

KEY FACTS

32,119

Population

36.1

Median Age



16,851

Households

HOUSING STATS



\$618,665

Median Home Value



\$7,770

Average Spent on
Mortgage & Basics



\$1,461

Median Contract
Rent

ANNUAL HOUSEHOLD SPENDING



\$2,884

Apparel &
Services



\$4,669

Eating Out



\$6,325

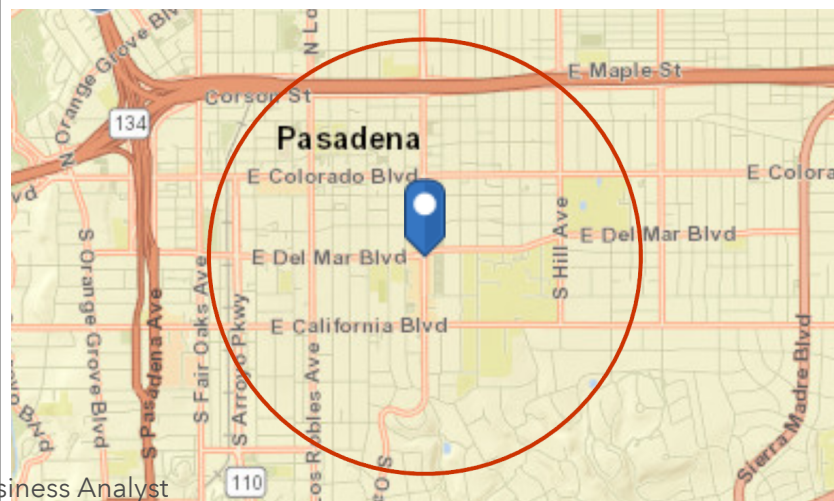
Groceries



\$6,214

Health Care

Data Source: ESRI Business Analyst





South Lake District Infographic Pasadena, CA



INCOME



\$82,254

Median Household
Income



\$49,188

Per Capita Income



\$90,384

Median Net Worth

KEY FACTS

207,862

Population

39.5

Median Age



81,608

Households

HOUSING STATS



\$839,365

Median Home Value



\$11,558

Average Spent on
Mortgage & Basics



\$1,328

Median Contract
Rent

ANNUAL HOUSEHOLD SPENDING



\$3,249

Apparel &
Services



\$5,146

Eating Out



\$7,123

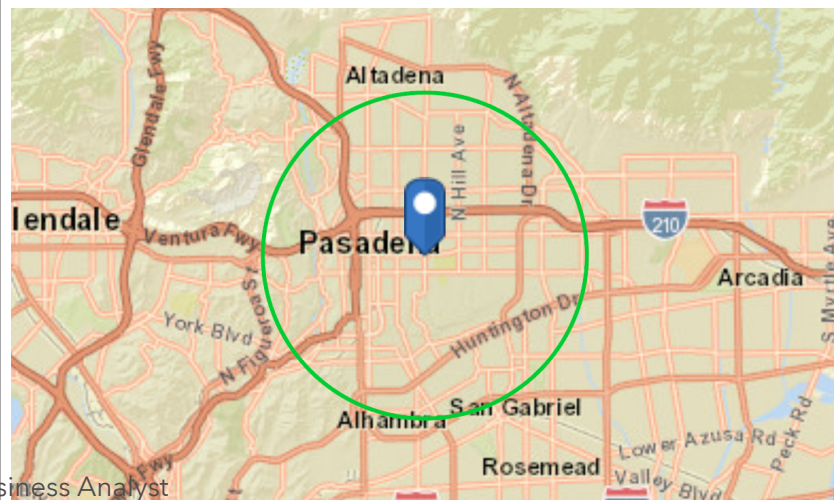
Groceries



\$7,572

Health Care

Data Source: ESRI Business Analyst





South Lake District Infographic Pasadena, CA



INCOME



\$73,861

Median Household
Income



\$38,968

Per Capita Income



\$85,103

Median Net Worth

KEY FACTS

559,873

Population

39.7

Median Age



198,565

Households

HOUSING STATS



\$710,599

Median Home Value



\$10,664

Average Spent on
Mortgage & Basics



\$1,221


Median Contract
Rent

ANNUAL HOUSEHOLD SPENDING



\$2,841

Apparel &
Services



\$4,475

Eating Out



\$6,261

Groceries



\$6,712

Health Care

Data Source: ESRI Business Analyst

